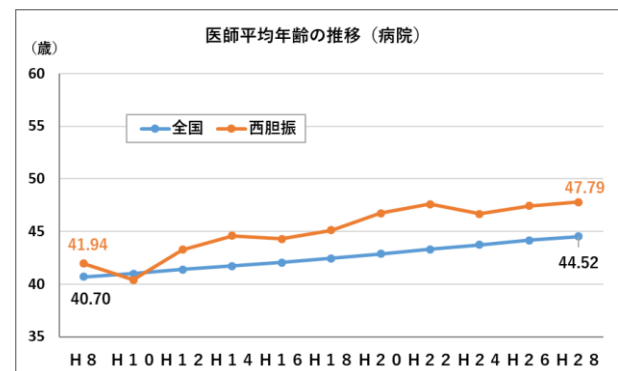
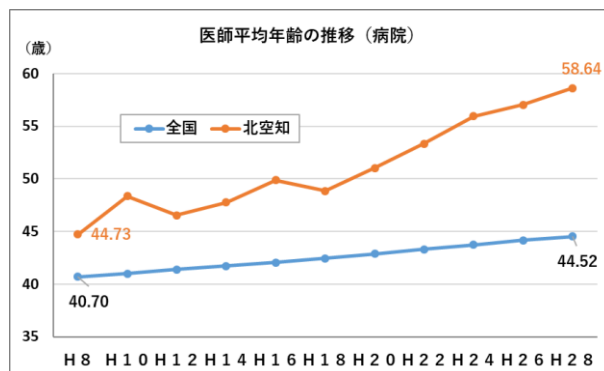
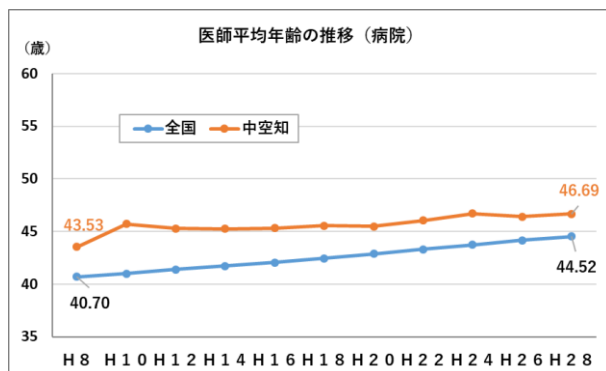
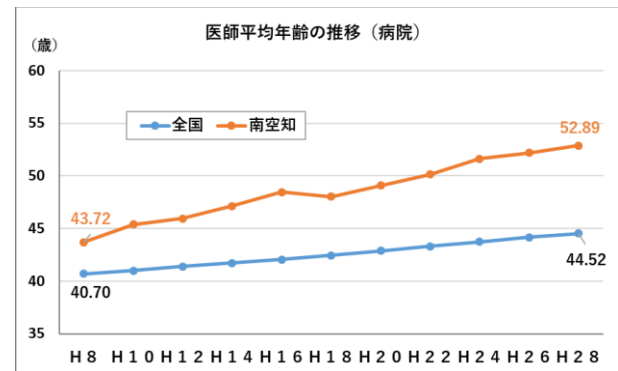
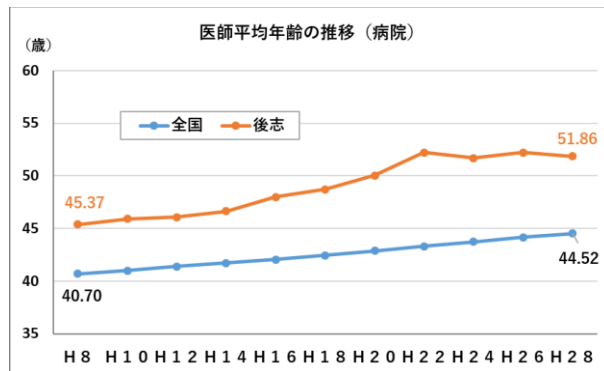
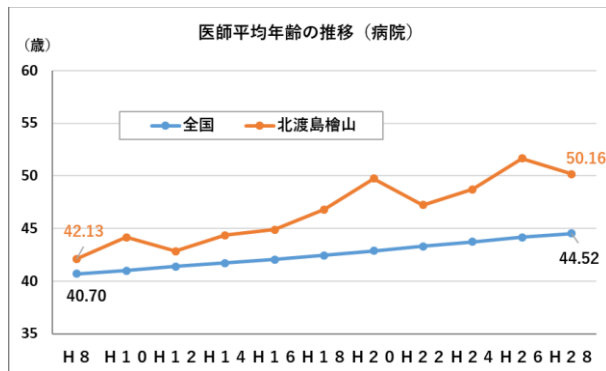
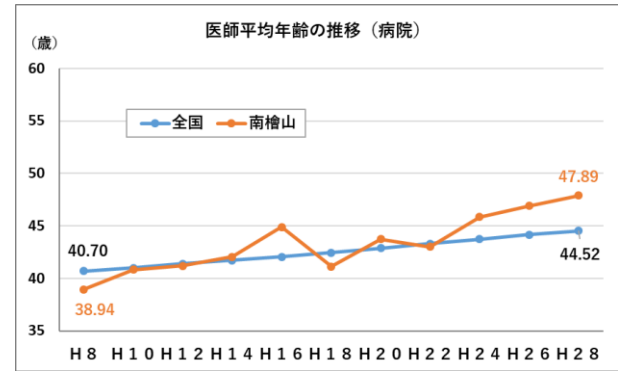
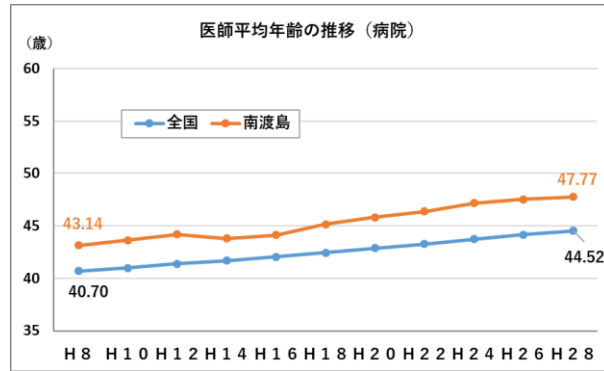
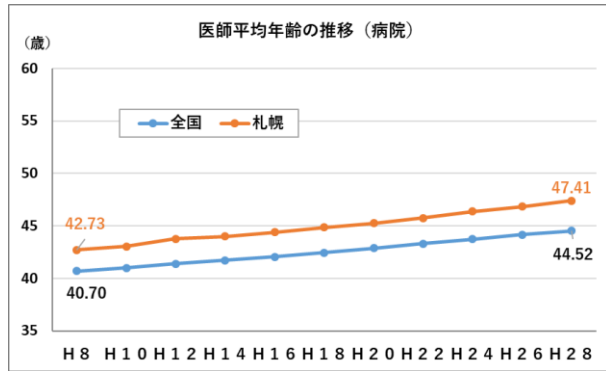
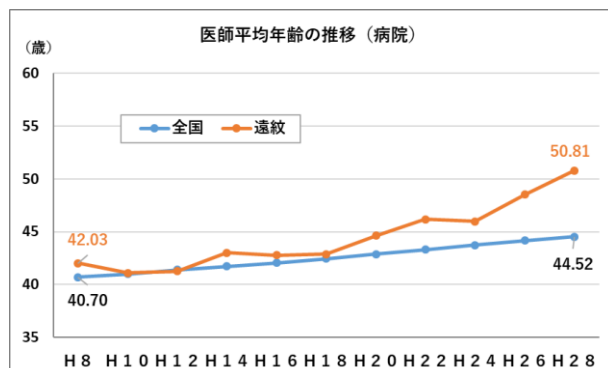
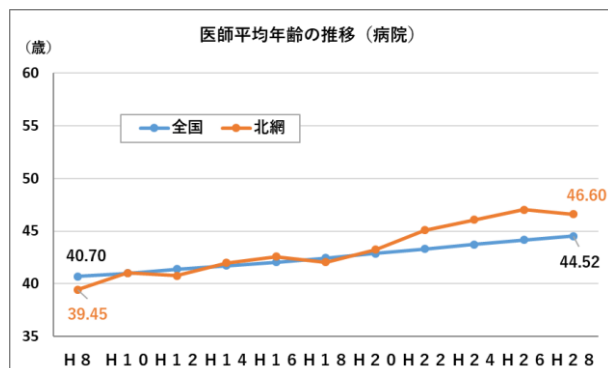
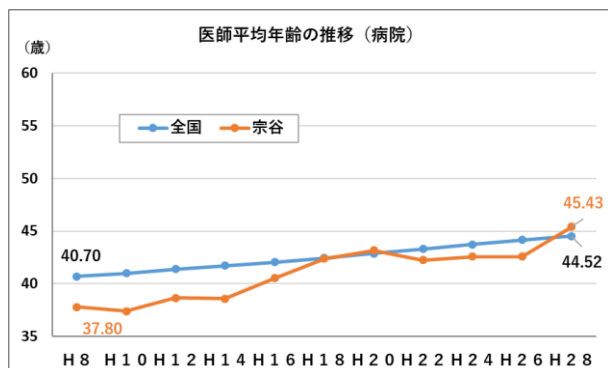
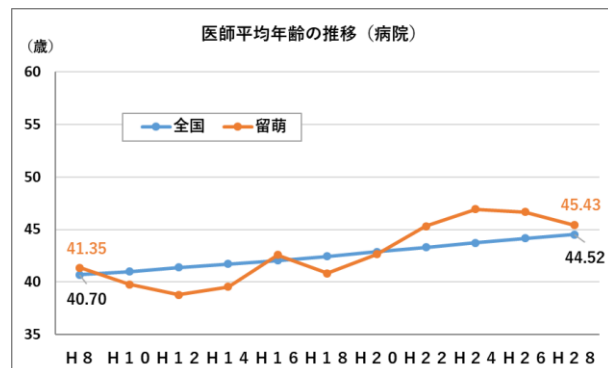
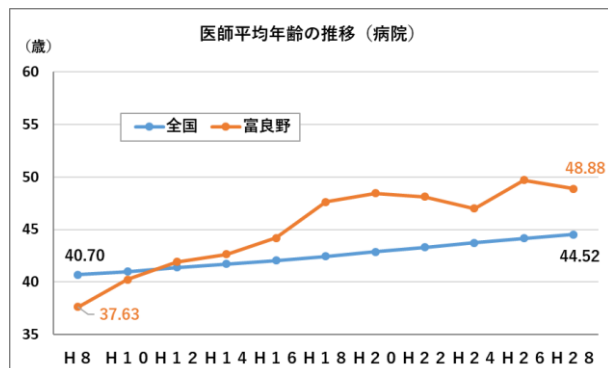
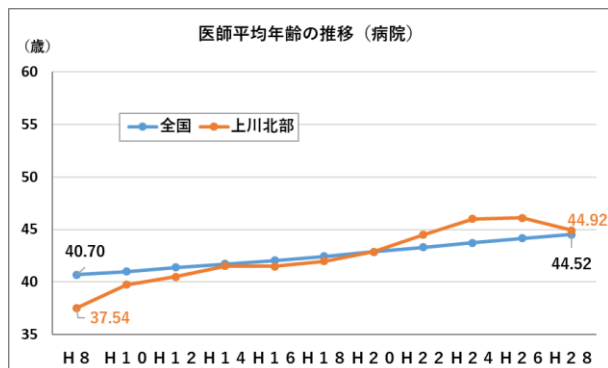
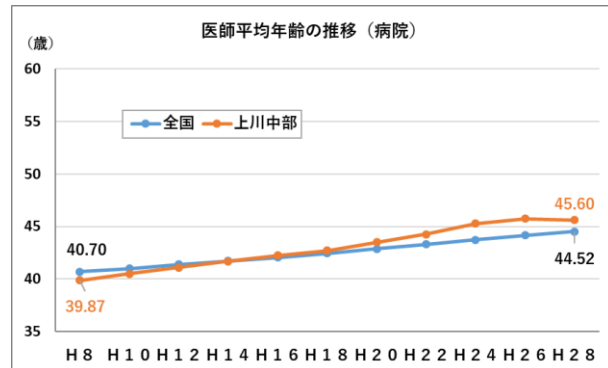
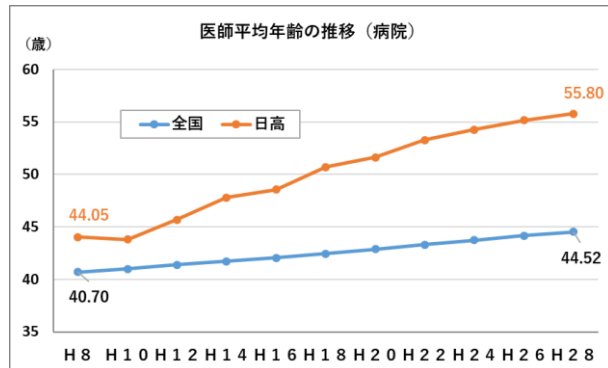
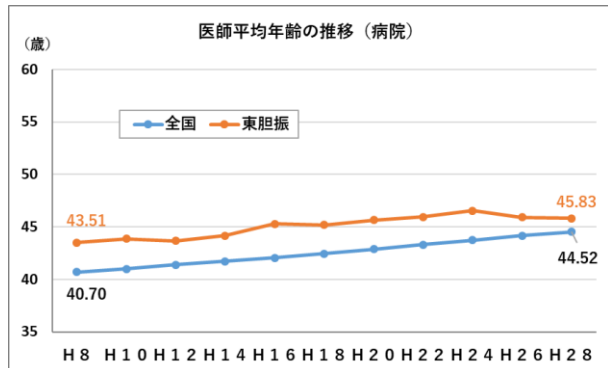


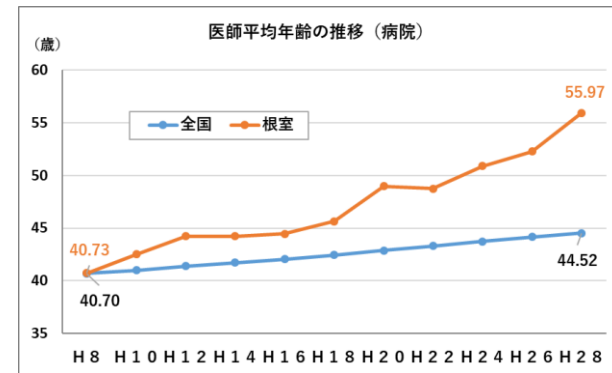
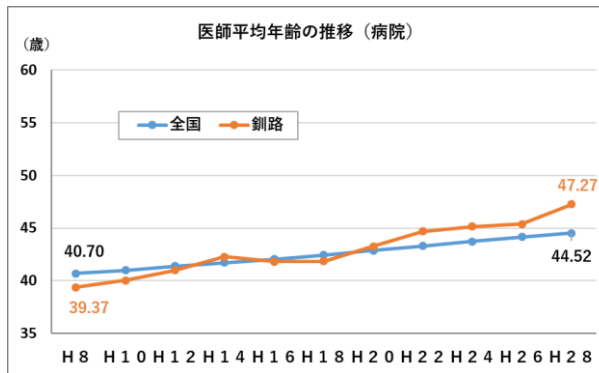
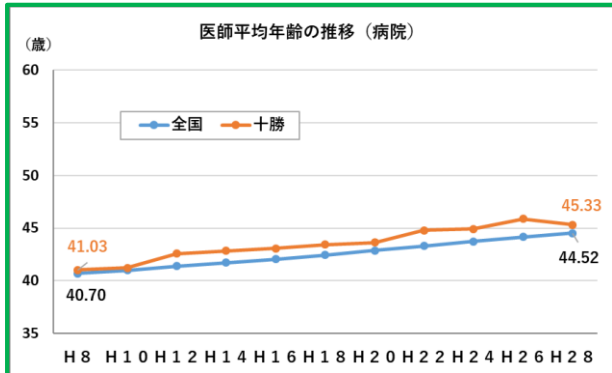
医師平均年齢の推移（病院）



医師平均年齢の推移（病院）



医師平均年齢の推移（病院）



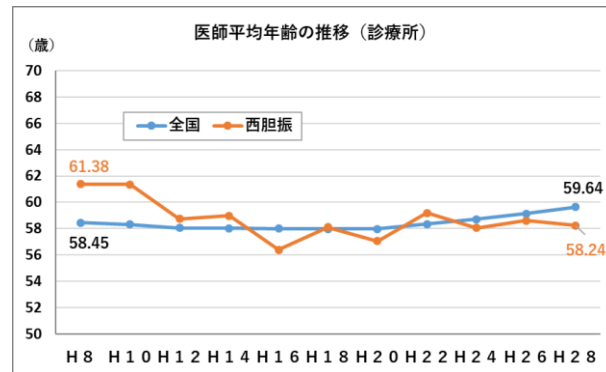
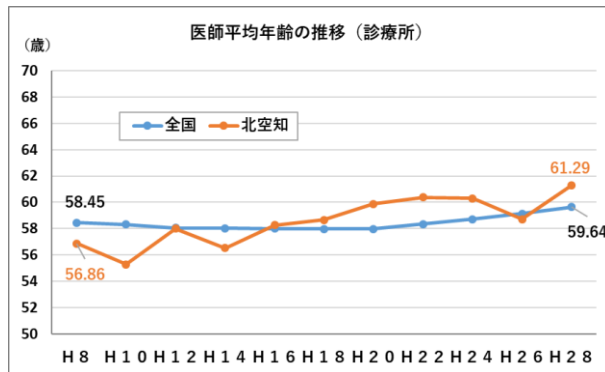
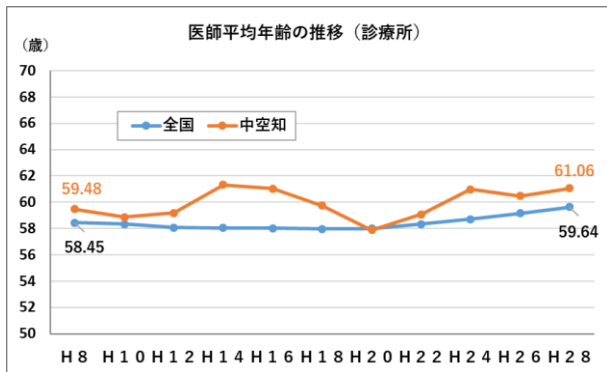
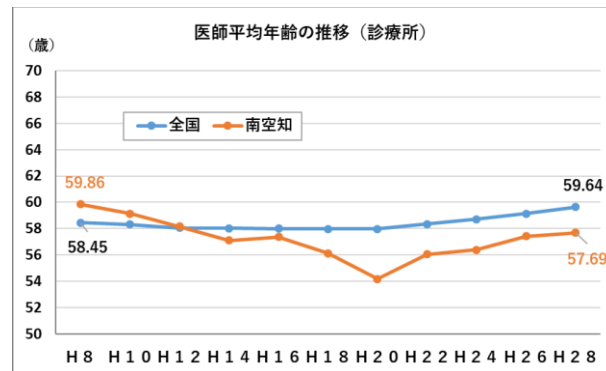
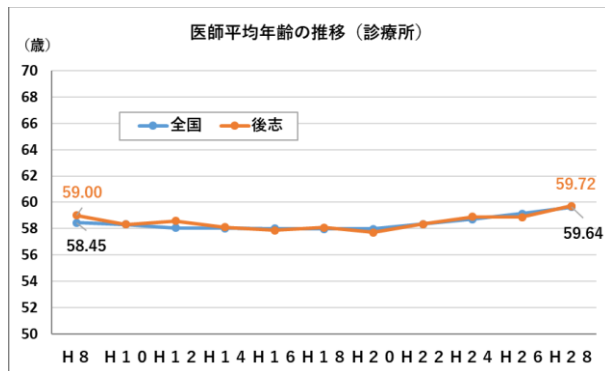
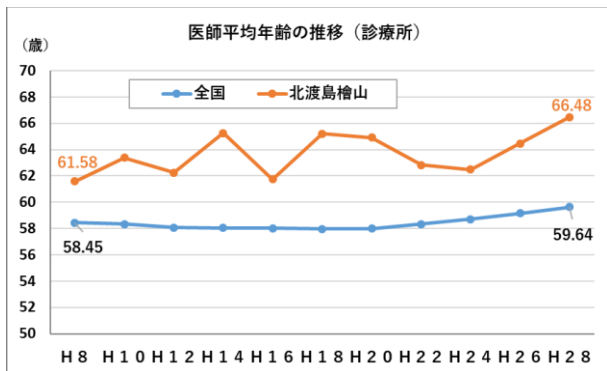
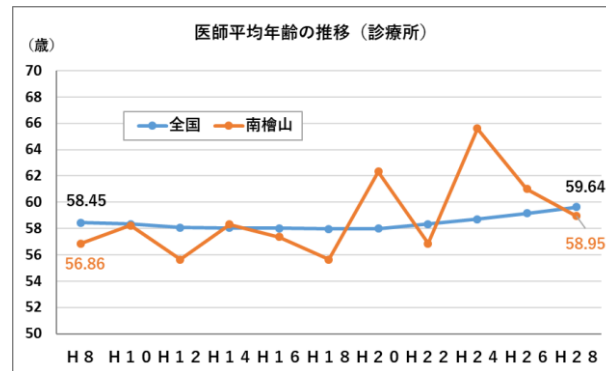
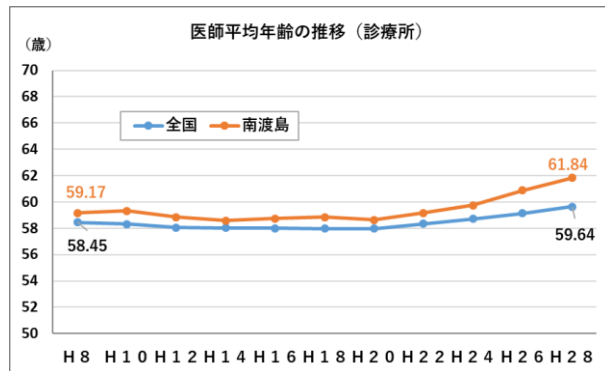
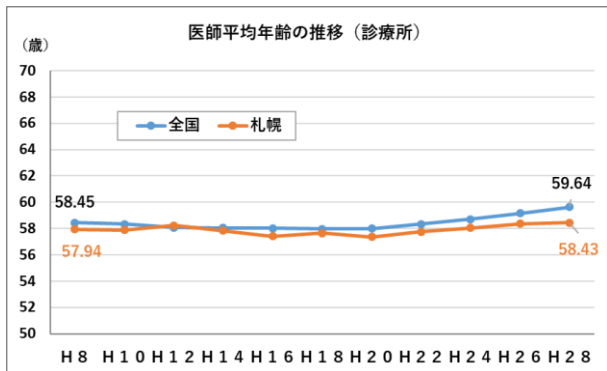
【診療所】 医師平均年齢の推移
(二次医療圏別)

医師平均年齢の推移（診療所）

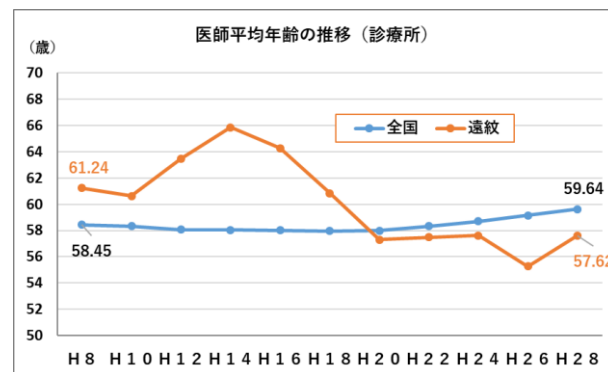
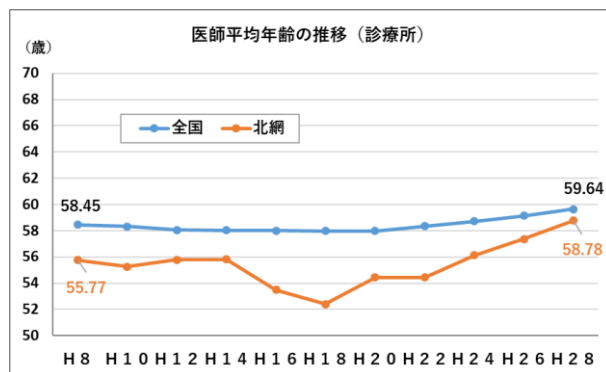
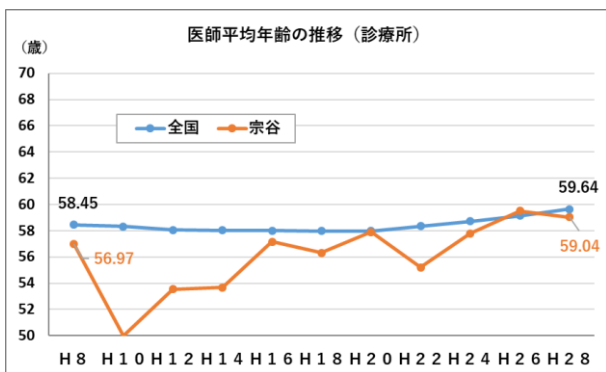
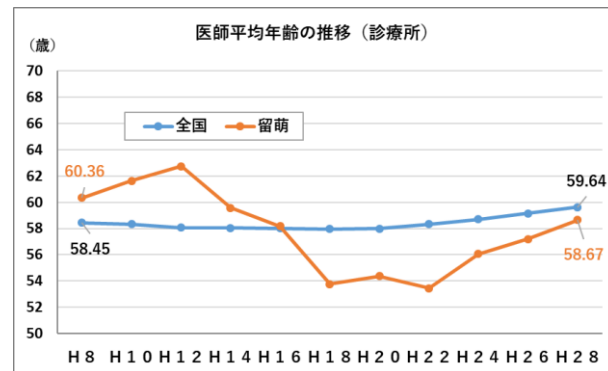
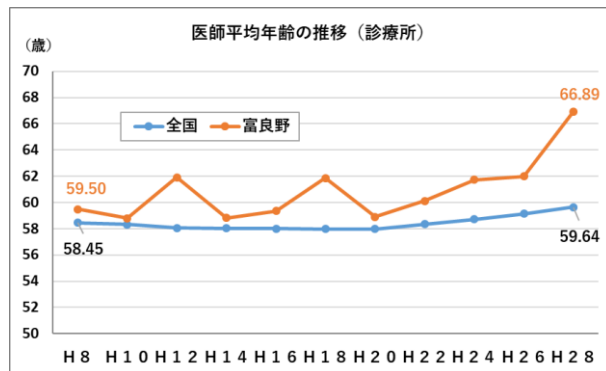
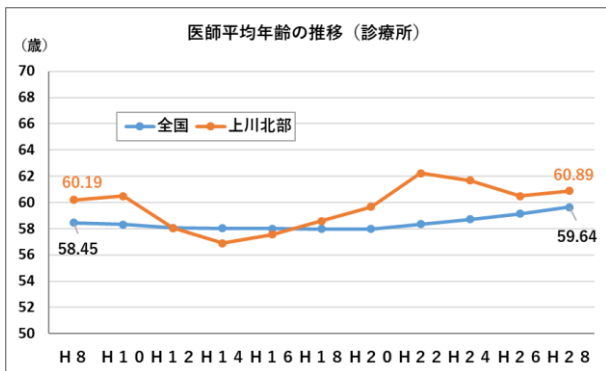
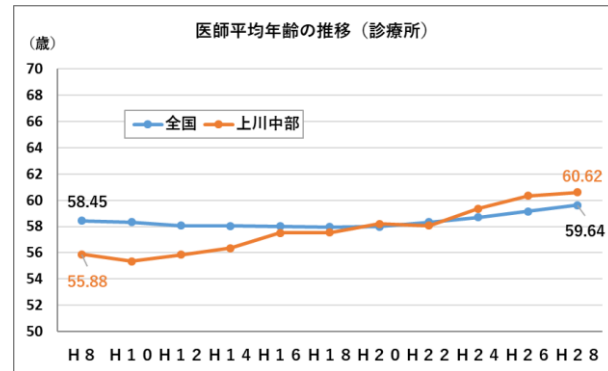
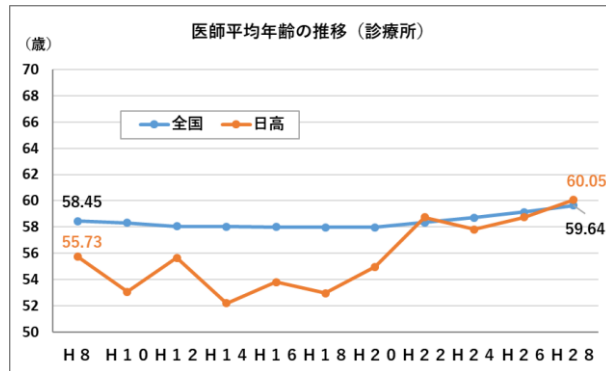
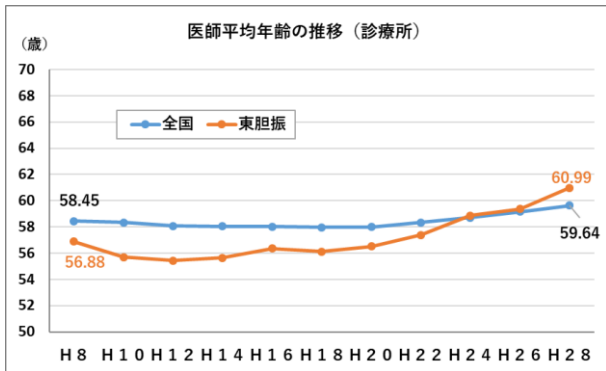
（単位：歳）

	H 8	H 1 0	H 1 2	H 1 4	H 1 6	H 1 8	H 2 0	H 2 2	H 2 4	H 2 6	H 2 8
全国	58.45	58.33	58.07	58.04	58.01	57.97	57.98	58.34	58.72	59.15	59.64
南渡島	59.17	59.33	58.84	58.58	58.74	58.86	58.64	59.18	59.75	60.88	61.84
南檜山	56.86	58.22	55.64	58.30	57.36	55.64	62.33	56.85	65.61	61.00	58.95
北渡島檜山	61.58	63.39	62.23	65.27	61.74	65.20	64.91	62.83	62.48	64.48	66.48
札幌	57.94	57.88	58.23	57.84	57.40	57.65	57.36	57.76	58.05	58.36	58.43
後志	59.00	58.33	58.58	58.10	57.86	58.09	57.72	58.34	58.91	58.88	59.72
南空知	59.86	59.15	58.16	57.11	57.38	56.12	54.17	56.06	56.40	57.43	57.69
中空知	59.48	58.87	59.18	61.31	61.03	59.74	57.90	59.09	60.97	60.49	61.06
北空知	56.86	55.29	58.01	56.54	58.27	58.66	59.89	60.37	60.32	58.72	61.29
西胆振	61.38	61.35	58.75	58.99	56.39	58.11	57.04	59.18	58.06	58.61	58.24
東胆振	56.88	55.70	55.44	55.65	56.35	56.11	56.51	57.38	58.85	59.36	60.99
日高	55.73	53.07	55.67	52.19	53.81	52.96	54.97	58.75	57.81	58.75	60.05
上川中部	55.88	55.36	55.85	56.36	57.51	57.55	58.21	58.07	59.37	60.33	60.62
上川北部	60.19	60.49	58.06	56.91	57.56	58.58	59.67	62.24	61.68	60.49	60.89
富良野	59.50	58.80	61.90	58.83	59.35	61.86	58.90	60.12	61.72	62.00	66.89
留萌	60.36	61.65	62.74	59.59	58.18	53.75	54.39	53.45	56.07	57.20	58.67
宗谷	56.97	49.99	53.55	53.68	57.17	56.31	57.90	55.20	57.79	59.52	59.04
北網	55.77	55.25	55.78	55.82	53.49	52.40	54.45	54.44	56.13	57.37	58.78
遠紋	61.24	60.63	63.49	65.87	64.27	60.84	57.30	57.50	57.62	55.27	57.62
十勝	56.19	54.72	54.58	55.05	55.77	54.96	56.31	56.15	55.22	56.53	57.88
釧路	57.51	58.39	58.21	57.42	57.64	57.37	57.10	56.75	57.24	58.52	58.63
根室	53.60	55.52	55.92	57.81	60.89	60.65	59.23	62.68	63.85	65.63	67.97

医師平均年齢の推移（診療所）



医師平均年齢の推移（診療所）



医師平均年齢の推移（診療所）

